


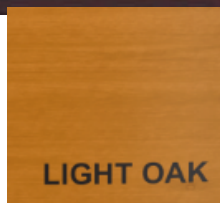

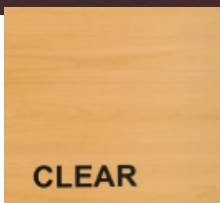


DECKING OIL

H I G H P E R F O R M A N C E



- Long lasting protection ◀
- UV Resistant ◀
- Quick dry ◀



- *High Performance Decking Oil is a versatile product which gives a water and UV resistant finish to most types of exposed timber.*
- *The finish will form a protective barrier against weathering, sunlight and extreme temperatures of -10°C to +35°C.*
- *It is quick drying and easy to apply with paint roller or brush without wiping and smoothing.*
- *Anti-slip safety: Class PN24 according to standard AFNOR XP P05-011.*

- Aspect : MAT
- Sizes : 2,5L– 5L
- Coverage : 2,5L = ± 30sqm

WATER REPELLENT - WITH UV FILTERS
REINFORCED PROTECTION



**WATER
REPELLENT
WITH UV FILTERS**



ANTI-SLIP

Highly durable and protects decking from UV, humidity, stains and grease. Anti-slip safety on decking and close to swimming pools.

DRYING TIME



TOOL CLEANING



TOOLS



Brush, Roller

PREPARATION

Ensure the surface is clean, dry and free from previous finishes and dust.

Lightly sand new wood and clean old wood with V33 Tough Deck Clean and Revive.

- Hardwoods : It is recommended to leave the wood exposed for upto 12 months before applying this product. This allows the grain in the wood to open and breathe and aids adhesion of the product.

APPLICATION

- Apply the product in temperatures between 12°C and 25°C in dry weather.
- Stir very well before use to disperse all the ingredients in the tin.
- Ensure the weather conditions will be dry for 24 hours before application.
- Apply a generous, but not too thick, coat of High Performance Decking Oil with a paint brush or roller. Allow to dry for 2 hours then apply a second coat.
- A third coat may be necessary on very porous timbers. Any unabsorbed product remaining on the surface should be evened out with a brush to avoid unsightly marks.
- Leave to dry for at least 24 hours before use.
- Oily cloths can self combust. Do not leave impregnated cloths in bundles. Before discarding, lay them flat to dry outside to avoid a fire hazard.

V33 TIPS

- For general maintenance clean with water.
- We recommend applying a further coat of High Performance Decking Oil in heavy usage areas as and when required.
- Always replace the lid otherwise the product can deteriorate.
- May not be suitable for some foreign hardwoods, test first on an inconspicuous area.